













Bi-Lobe®

Pre-Wired Type WD

■ Single Row Pre-Wired (TYPE WD) Ordering Guide

■ Series	■ # of Contacts	■ Termination Type	■ Wire Length	■ Shell Material and Finish	■ Options	
■ MBPS Male (Pin Connector) 	05	WD Pre-Wired	XX.X Length in Inches	 N Aluminum Shell, Electroless Nickel Plated	 ETH End Threaded Hole,#0-80 (Socket Only)	
	09					
	15					
	21					
	25					
■ MBSS Female (Socket Connector) 	31	WD Pre-Wired	XX.X Length in Inches	 CD Aluminum Shell, Cadmium Plated	 EJS End Jackscrew (Pin Only)	
	37					
	51					
				 B Aluminum Shell, Black Anodized	 C Color Coded	
				 S Stainless Steel Shell, Passivated		
				 T Titanium Shell Unplated		
						 HTE High Temp. Epoxy
						 HT

Examples



MBPS-25-WD-18.0-N-EJS-C



MBSS-31-WD-3.0-N-ETH-C-HTE

RH
RoHS
COMPLIANT



■ Pre-Wired Bi-Lobe® Mass Chart (estimated +/- 10%)

■ Pin Count	Male Aluminum	Male Titanium	Male Stainless Steel	Female Aluminum	Female Titanium	Female Stainless Steel	Additional Mass of 30 AWG Wire (g/in)
■ 5	.42 g	.53 g	.72 g	.36 g	.59 g	1.00 g	.12 g
■ 9	.49 g	.62 g	.85 g	.43 g	.69 g	1.16 g	.22 g
■ 15	.59 g	.75 g	1.05 g	.54 g	.85 g	1.40 g	.37 g
■ 21	.69 g	.88 g	1.24 g	.65 g	1.00 g	1.64 g	.52 g
■ 25	.75 g	.97 g	1.37 g	.72 g	1.10 g	1.80 g	.62 g
■ 31	.85 g	1.10 g	1.56 g	.82 g	1.26 g	2.04 g	.77 g
■ 37	.95 g	1.23 g	1.75 g	.93 g	1.41 g	2.28 g	.92 g
■ 51	1.18 g	1.54 g	2.20 g	1.18 g	1.78 g	2.85 g	1.27 g