














# Micro-D

## Latching Micro-D

### ■ Latching Micro-D Solder Cup (TYPE SS)

Series	# of Contacts	Shell Material and Finish / Hardware	Termination Type	Options
<b>LMD</b> P-Pin    S-Socket  	<b>009</b>	 <b>N (STD)</b> Aluminum Shell, Electroless Nickel Plated	<b>SS - Solder cup</b>  	<b>HTE</b> High Temp. Epoxy   <b>RH</b> RoHS COMPLIANT   <b>PA - N51 (Female Only)</b> Panel Mount, Rear, O-Ring   <b>PB - N51 (Female Only)</b> Panel Mount, Rear 
	<b>015</b>			
	<b>021</b>			
	<b>025</b>	 <b>C</b> Aluminum Shell, Cadmium Plated		
	<b>031</b>			
	<b>037</b>	 <b>B</b> Aluminum Shell, Black Anodized		
	<b>512</b>			
	Options: 001-051	 <b>P</b> Stainless Steel Shell, Passivated  <b>50- Latch - N50 (Male Only)</b>   <b>51- Latch Receptical -N51 (Female Only)</b> 		

### Examples



LMDP-025-N50-SS-RH



LMDS-025-N51-SS-HT-PA